



District Report Card: 2017


State: Jharkhand	District: Palamu
Class: 5	Subject: Language
Schools: 60	Students: 1038


Participation/Coverage


Students

<div>GENDER</div> <div></div>	Boys		Girls	
	Number	%	Number	%
	562	54.14	476	45.86

<div>AREA</div> <div></div>	Rural		Urban	
	Number	%	Number	%
	1011	97.40	27	2.60

<div>CATEGORY</div> <div></div>	SC		ST		OBC		GEN	
	Number	%	Number	%	Number	%	Number	%
	304	29.29	193	18.59	460	44.32	81	7.80

<div>CWSN</div> <div></div>	LD	VI	HI	S&LD	ID	Oth
	0	1	0	0	2	33

<div>Management</div> <div></div>	Government		Government-aided	
	Number	%	Number	%
	953	91.81	85	8.19

Average Performance of Students in Language (%)

Overall	Gender		Area		Management		Social Group			
	Male	Female	Rural	Urban	Govt.	Aided	SC	ST	OBC	GEN
63.42	63.14	63.75	63.48	61.48	63.50	62.59	62.06	58.07	65.35	70.37

Performance on Learning Outcomes (LOs)

Learning Outcomes	Description	Average Performance(%)
L504	Reads and comprehends independently storybooks, news items/ headlines, advertisements etc.	56.82
L508	Reads text with comprehension, locates details and sequence of events	66.72

Range of Performance of Students who Answered Correctly							
Below 30%		30% - 50%		50% - 75%		Above 75%	
Number	%	Number	%	Number	%	Number	%
81	7.80	188	18.11	455	43.83	314	30.25

Lowest Performing Learning Outcomes (LOs)

- 1 - Reads and comprehends independently storybooks, news items/ headlines, advertisements etc. (56.82)
- 2 - Reads text with comprehension, locates details and sequence of events (66.72)